

# EDWARD - Design by Wendelbo



## TECHNICAL SPECIFICATIONS

### STRUCTURE INTERIOR

Frame made of solid wood and mdf with nozag spring system.

### STRUCTURE PADDING

High resilient variable density polyurethane foam.

### SEAT

High resilient polyurethane seat cushion with a wrap of down/feather & ball fibres in a downproof cambric divided into channels.

### BACK

Down/feathers & ball fibres in a downproof cambric divided into channels.

### COVER

Fixed.

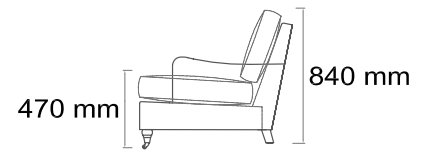
### LEGS

Wood with stainless steel or brass castors.

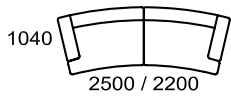
### MAINTENANCE

We recommend shaking and fluffing-up the cushions regularly to maintain the shape. This should be done after removing the cushions from the structure for improved air circulation. For maintenance of fabric and leather, please contact your retailer.

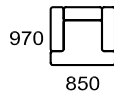
# EDWARD - Design by Wendelbo



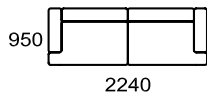
3 Seater (mm)



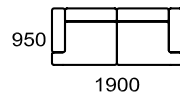
Chair (mm)



3 Seater (mm)



2 Seater (mm)



Stool (mm)

